

IELTS Listening

Labelling

Basic information

1.
 -
 - Indoors (dormitory, museum, building,...)
 - Outdoors (farm, park, neighborhood, garden...)
 -
2.

Choose **FIVE** answers from the box and write the correct letters **A-I** next to questions 11-15.

Town Library

A Art collection

B Children's books

C Computers

D Local history collection

E Meeting room

F Multimedia

G Periodicals

H Reference books

I Tourist information

QUESTION 5-7

Label the plan below

Write **NO MORE THAN THREE WORDS AND/OR A NUMBER** for each answer.

Plan Labelling

University library plan

Strategies

Step 1:

Step 2:

Step 3:

Step 4:

Step 5:


.....

.....

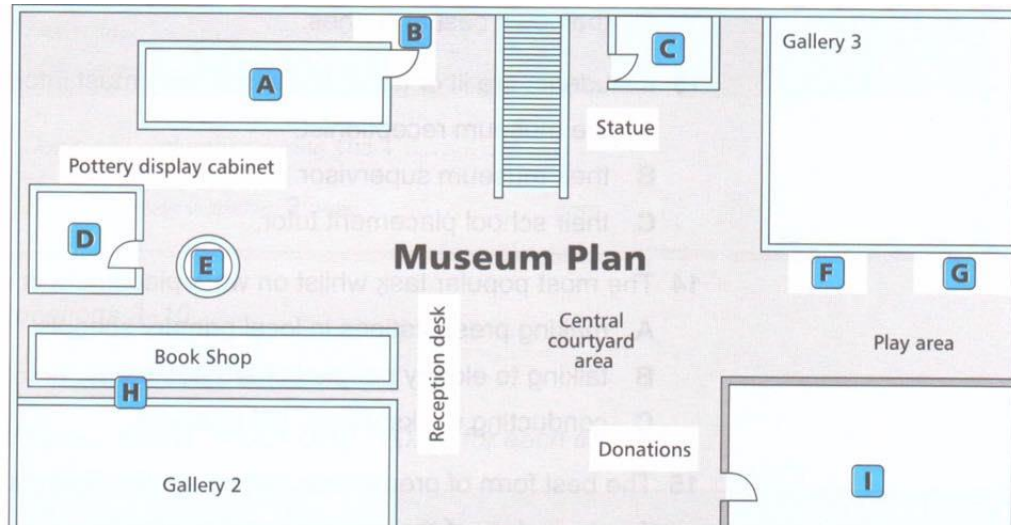
Useful expressions

Positions	Directions	Instruction

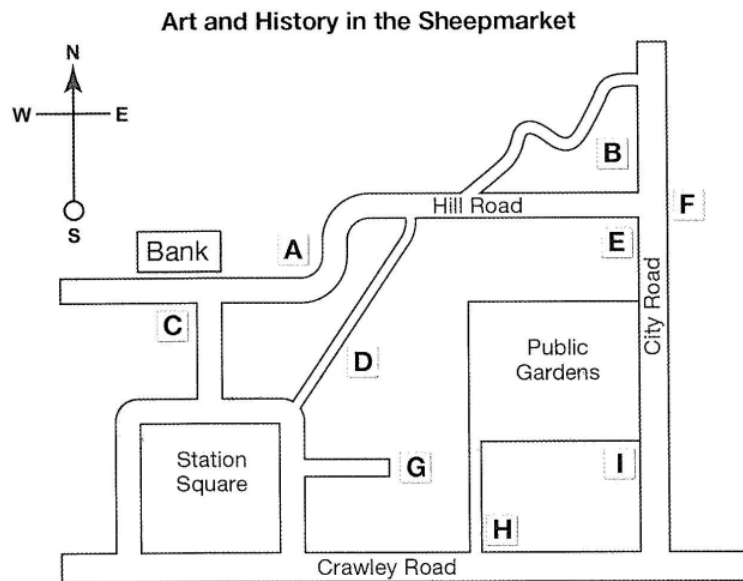
Tips



.....

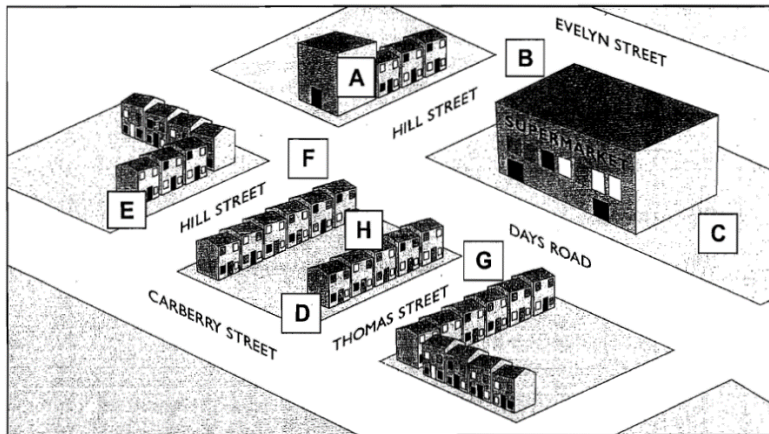


“main hall”, “main building”, “entrance”, “front gate”, “parking lot”, “bus station”, “reception desk”, “information desk”



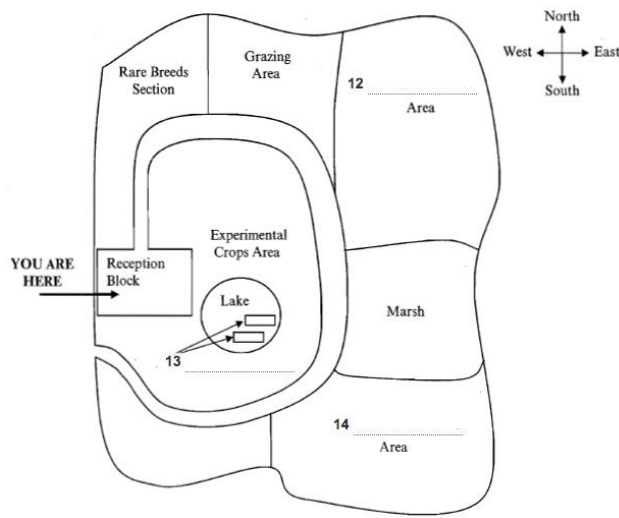
Starting point →

Red Hill Improvement Plan



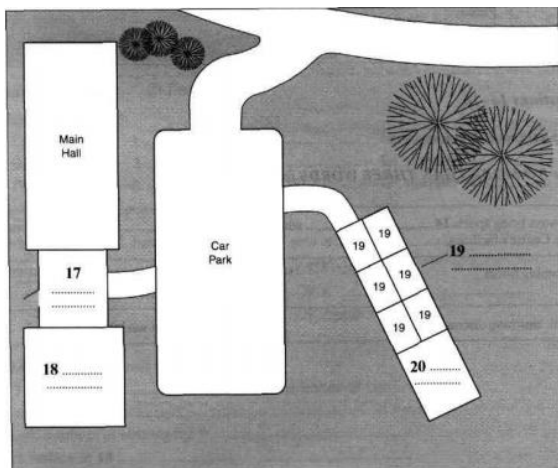
..... → names of two streets

Agricultural Park



- the area
- cabinet
- on the wall of
- little area

- Look at the shape of the place



Arts Studio
Football Pitch
Tennis Courts
Dance Studio
Fitness Room
Reception
Squash Courts

- Singular/
- Follow the

Diagram

Strategies

Step 1:

Step 2:

Step 3:

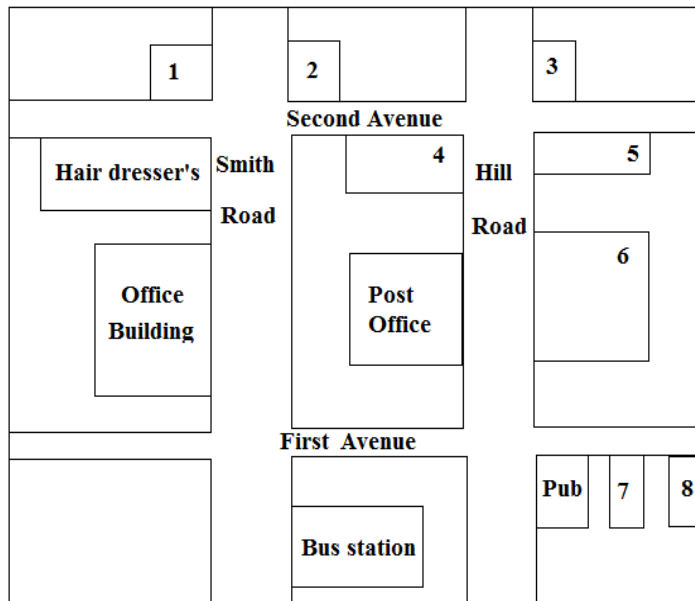
Step 4:

Tips

- Long sentences → sentence
-
- First, next, then, after that, finally

-----Practice makes perfect-----

Exercise 2.



The university library _____
 The supermarket _____
 The hotel _____
 The best bookshop _____
 The Lloyds Bank _____

"B: The university library? Oh, yes. Well, when you,

A: **So that's right at the first crossroads and left at the second?**

B: Uhuh... then as you walk up Hill Road, you'll see the **post office** on your left, and **next to** it a **large** **The** **just across the road from it**, on your right."

- ❖ Be across the road from sth =
- ❖ Fairly =
- ❖ Carry straight on: