

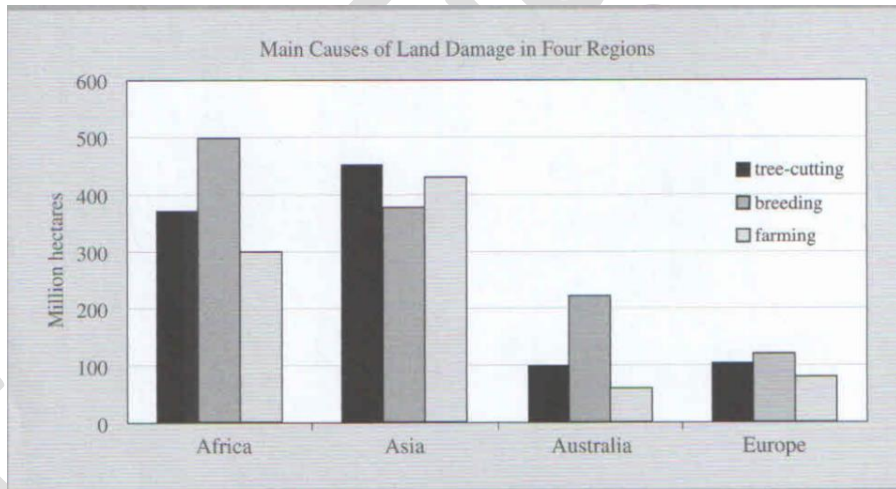
Task 1 **Bar chart**

Structure

- 1. Introduction
- 2. Overview
- 3. Detail 1
- 4. Detail 2

The purpose of a bar graph:

1. Introduction



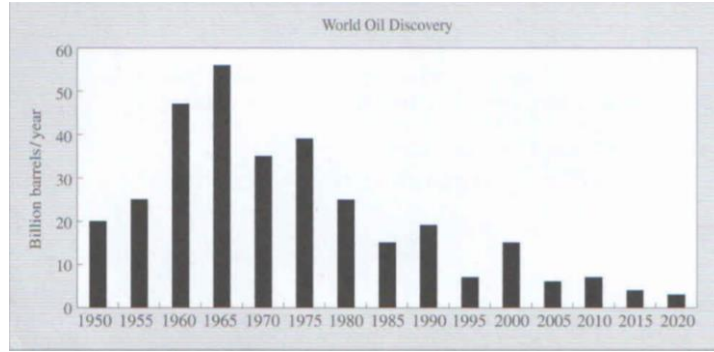
The bar chart shows the three main causes of land damage in four different areas in the world.



.....



.....



The given bar chart illustrates the variation in world oil discovery every five years from 1950 to 2020.



Fixed expression

- The given bar chart the in the number of...
- The given bar chart information the number of
- The given bar chart three countries in of....

What

- The number/amount of.....
- How many/how much + N/SV
- The percentage/proportion/rate of

Practice

Introduction - What

Handguns, rifle, slug guns, shotguns	Four types of weapons/.....
Museums, Aquariums, Art galleries	Three types of centers

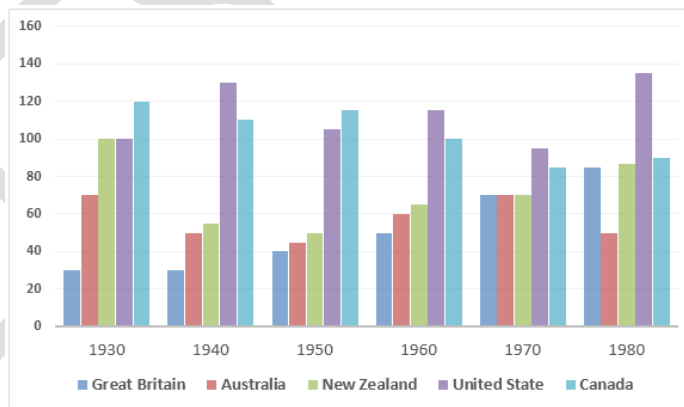
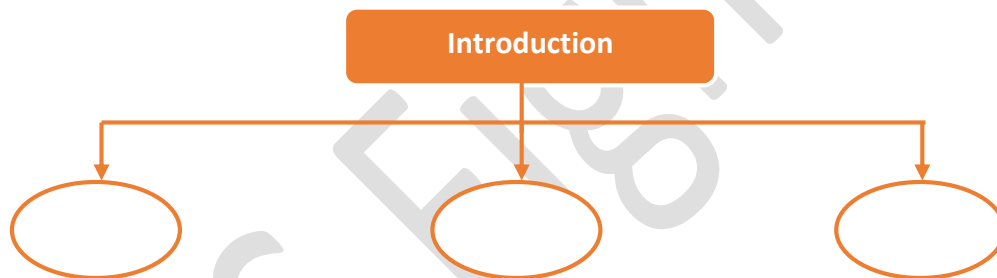
Mobile phone games, Online games, Console gams, Handheld games	Different of game
Carbohydrates, protein and fat	Three different n_trients

Introduction – Where

Africa, Asia, Australia, Europe -> Four major

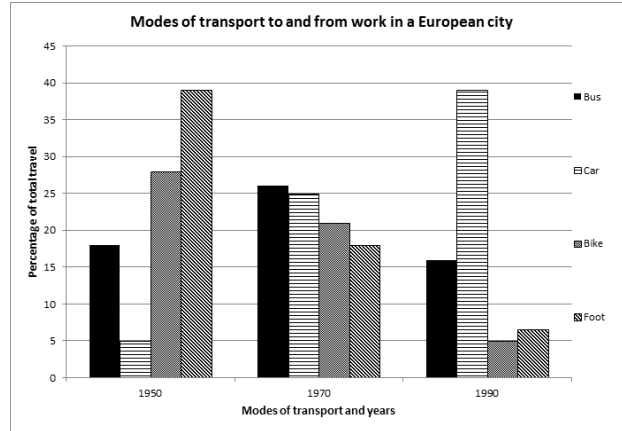
Introduction – When

From 1950 to 2020 -> Every 5 years from 1950 to 2020



The bar chart below shows the figures for imprisonment in five countries between 1930 and 1980.

➔ The given bar chart five countries in of the number of every 10 years from 1930 to 1980.



The bar chart shows the different modes of transport used to travel to and from work in one city in 1950, 1970 and 1990.

→ The given bar chart four the rate of total travelers in a city in 1950, 1970 and 1990.

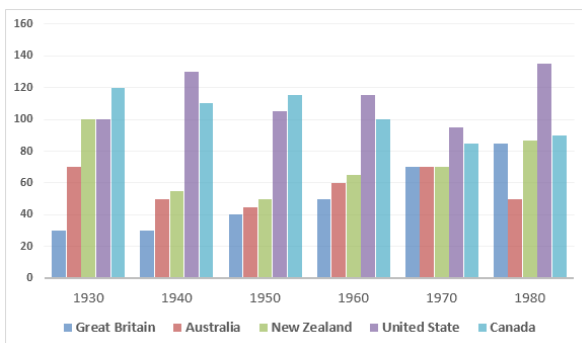
2. Overview

Find 2 noticeable features

Find out their

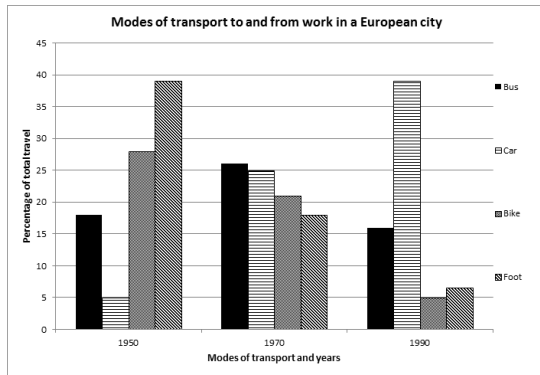
Use language

The bar chart below shows the figures for imprisonment in five countries between 1930 and 1980



Overall, America and Canada were the countries withof people throughout the period shown. Also, apart from, the figures for the other four countries a fluctuation.

The bar chart shows the different modes of transport used to travel to and from work in one city in 1950, 1970 and 1990



It is clear that the use of for purposes increased over the period show, whereas the percentages of the other categories all underwent a

IELTS Fighter